



# WELCOME TO WELLESLEY WOODLANDS

 **Chestnut Trail**  
1.6km/1 mile

## What to look for

-  The love seat carved from a single trunk of Cedar.
-  Hundreds of species of insects live in, on or under each oak tree.

## Woodland wander




Chestnut Trail is a circular route which takes in the stunning woodland of Duke's Wood with views of Basingstoke Canal and the flashes. It also takes you to the largest area of heathland in Wellesley Woodlands.

## Flashes

You will see one of the three 'flashes' at Wellesley Woodlands - Claycart Flash. When the Basingstoke Canal was dug in the 18<sup>th</sup> Century, hollows in nearby land filled with water. These little pockets of water act as mini reservoirs for the canal, storing water for when levels are low.



**Key**

-  Chestnut Trail – 1.6km
-  Access Point
-  Parking

## The countryside code

### Respect – Protect – Enjoy

#### Respect other people:

- consider the local community and other people enjoying the outdoors
- leave gates and property as you find them and follow paths unless wider access is available

#### Protect the natural environment:

- leave no trace of your visit and take your litter home
- keep dogs under effective control

#### Enjoy the outdoors:

- plan ahead and be prepared
- follow advice and local signs

A Natural Partnership