


WELCOME TO WELLESLEY WOODLANDS

 **Sycamore Trail**
1.1 km/0.7 miles




Lakeside stroll

To the east of Wellesley Woodlands is the Sycamore Trail, a circular route that guides you around the large freshwater lakes at Chalk Farm and through the beautiful wooded areas that surround the lake. This is an ideal spot to stop and enjoy a picnic!

Canals & conservation





If you enjoyed your walk around the lake and want to explore further, you can join the Willow Trail alongside the Basingstoke Canal which winds its way towards Duke's Wood. The canal is a key feature of this area and was built to connect Basingstoke with the River Thames in 1794. The canal is of unique ecological importance and is a designated Site of Special Scientific Interest (SSSI).

What to look for

-  The resident bats can be spotted flitting around at dusk.
-  Slow worms and grass snakes. Carp swimming in the lake.
-  The arch sculpture.



Key

-  Sycamore Trail – 1.1km
-  Footpath
-  Access Point
-  Parking

The countryside code

Respect – Protect – Enjoy

Respect other people:

- consider the local community and other people enjoying the outdoors
- leave gates and property as you find them and follow paths unless wider access is available

Protect the natural environment:

- leave no trace of your visit and take your litter home
- keep dogs under effective control

Enjoy the outdoors:

- plan ahead and be prepared
- follow advice and local signs

A Natural Partnership

Investing in homes since 1912
grainger plc

