



WELLESLEY WOODLANDS

Wellesley offers 110 hectares of interlinked woodlands, wildlife, canal-side walks and lakes. This area, delivered by Grainger is managed by the Land Trust, a national land management charity, along with the Blackwater Valley Countryside Partnership.

A Natural Partnership



Key

- Wellesley Willow Trail – 9.4km
- Chestnut Trail – 1.6km
- Oak Trail – 1.1km
(Sections closed at times of military operation)
- Holly Trail – 1km
(Disabled access)
- Birch Trail – 1.5km
(Disabled access)
- Beech Trail – 1.5km
- Plane Trail – 1.5km
- Sycamore Trail – 1.1km
- Footpath
- Access Point
- Parking
- Fencing Wall



WELCOME TO WELLESLEY WOODLANDS



Wellesley Woodlands

Wellesley Woodlands forms an important part of the new residential development on the former training grounds for the Ministry of Defence's Aldershot Garrison. Spanning 110 hectares and boasting a network of footpaths, rich greenery and a variety of habitats for wildlife to thrive and for people to enjoy, Wellesley Woodlands is accessible to both the new and existing communities of Aldershot.







 **Willow Trail**
9.4 km/5.8 miles

Winding willow

The Willow Trail is the longest of the trails at Wellesley Woodlands, leading you along the Basingstoke Canal towpath and linking many of the other trails.

What to look for

-  The Iron Bridge that carries Queen's Avenue across the canal.
-  Dragonflies and Damselflies breeding in the hollows of land filled with water, known locally as 'flashes'. You might see a Scarechaser or Banded demoiselle!
-  Reminders of the area's military heritage, such as the brick firing walls, pillbox and the Wellington monument.
-  There are several community sculptures on the route – look out for the love seat, angel and the hand holding a tree.

*See reverse for full map of Wellesley Woodlands.
All of the trails are well marked – look for the wooden signposts with the leaves.*



The countryside code

Respect – Protect – Enjoy

Respect other people:

- consider the local community and other people enjoying the outdoors
- leave gates and property as you find them and follow paths unless wider access is available

Protect the natural environment:

- leave no trace of your visit and take
- your litter home
- keep dogs under effective control

Enjoy the outdoors:

- plan ahead and be prepared
- follow advice and signs

A Natural Partnership

granger plc

